
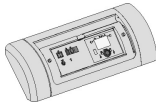


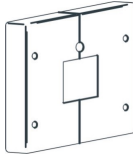
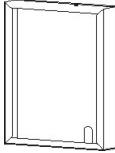



# lista de preços

# BAXI

190120078 0000 CALDERA CPA 930-BT/2  
PORTUGAL

Nr	código	Descrição	Preço €
001	190027000	CPA250/1100-QUADRO CONTROLE	492,10
			
001	147097011	QUADRO CONTROL KSF	
			
002	190020347	TAMPA SUPERIOR DIANTEIRA CUADRO 2 ETAPA CPA 930-1275 BT	323,20
			
002	190020354	TAMPA SUPERIOR DIANTEIRA CUADRO KSF CPA 930-1275	323,20
			
003	190020115	PAINEL FRONTAL CPA 800-900-1100	499,05
			
005	190020326	LAT. DIREITO CPA 930 BT	366,35
			
006	190020335	LAT. POSTERIOR ESQUERDO CPA 930 BT	366,35
			


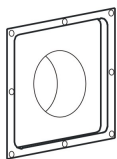
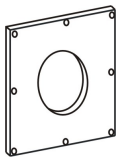
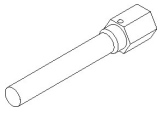
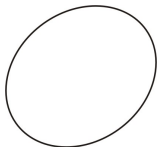


# lista de preços

# BAXI

	Nr	código	Descrição	Preço €
	007	190020317	LAT. ESQUERDO/DIREITO POSTERIOR CPA 930 BT	366,35
	008	190020361	TAMPA SUPERIOR POSTERIOR CPA 930-1275 BT	323,20
	009	190020376	TAMPA SUPERIOR CENTRAL CPA 930 BT	366,35
	010	190025049	ISOLAMENTO FIBRA DO VIDRO CPA 800	148,80
	012	190024039	PORTA CPA 800-900-1100	2 428,65
	013	190024078	SELETOR FECHAMENTO PORTA CPA 600-1100	31,05
	014	961010202	NTD,TR3-PORCA VISOR VALV SEG	20,05
	015	190090400	JUNTA OCULO CPA (5 uds)	6,85

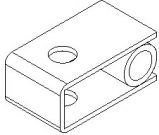
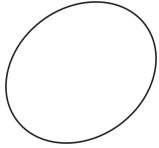
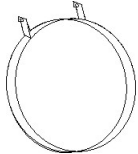

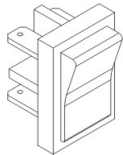
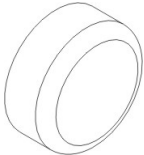
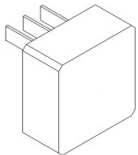
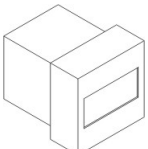
# lista de preços

# BAXI

	Nr	código	Descrição	Preço €
	016	961010201	VIDRO OCULO CPA Ø43X4 (5 uds)	92,35
	017	190024083	PLACA QUEIMADOR CPA 800 A 1100	208,50
	018	190025018	CPA-PLACA FIBRA CER.350X350	28,65
	019	7768449	ESCOVILHÃO Ø42 M10	21,80
	020	190024126	TIRANTE UNIÃO DOBRADIÇA CPA 600-1100	48,05
	021	190025055	CPA - CORDAO AMIANTO (MTS)	20,95
	022	190024030	TURBULADORE TIPO 2 DE 450 D1 D2:5 CPA 800 A 1500	8,05
	022	190024033	CPA500A1100-TURBULADOR TIPO3	5,70


# lista de preços

# BAXI

	Nr	código	Descrição	Preço €
	023	190024120	CPA250A1100-DOBRADIÇA PORTA	20,15
	024	190025057	CPA-PERFIL ESTANQ.CX FUMOS	23,20
	025	190024052	CPA-VALVULA SEGURANCA	161,80
	026	190024046	CAIXA DE FUMOS CPA 800-1100	816,80
	040	141071004	INTERRUPTOR BIPOLAR (5 uds)	23,35
	041	147057002	CPA-VOLANTE TERMOSTATO NEGRO	5,60
	042	141071145	NG/G100GTA-TERMOSTATO CAP.3M	19,30
	044	190027002	CPA-CONTADOR HORARIO	35,90

# lista de preços

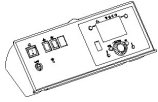
# BAXI

Nr	código	Descrição	Preço €	
	<b>045</b>	<b>141071064</b>	PILOTO LUMINOSO VERMELHO (5 uds)	11,50
	<b>046</b>	<b>147037150</b>	TERMOSTATO SEGURANÇA 110º 3m	17,80
	<b>047</b>	<b>190027058</b>	TERMOHIDROMETRO 3m	24,30
	<b>050</b>	<b>141071063</b>	PILOTO LUMINOSO VERDE (5 uds)	16,05
	<b>053</b>	<b>7668839</b>	MÓDULO INTERNO ISR DE 2 ETAPA	217,35
	<b>054</b>	<b>000619998</b>	FECHAMENTO TAMPA FRONTA QUADRO	4,00
	<b>055</b>	<b>000620000</b>	EMBELEZADOR QUADRO CONTROLE	27,10
	<b>056</b>	<b>000811545</b>	CENTRAL ELECTRÓNICA ESPAÑOL	105,35

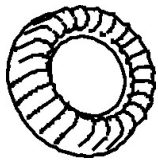
# lista de preços

# BAXI

Nr	código	Descrição	Preço €
057	000627399	UNIDADE COMANDO CARTÃO ELÉTRICO	226,25



058	000627436	SELETOR GIRATÓRIO	2,85
-----	-----------	-------------------	------



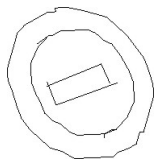
059	000627450	BOTÃO BLOQUEIO QUEIMADOR	4,95
-----	-----------	--------------------------	------



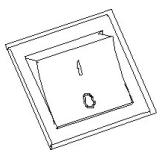
060	000627412	PILOTO SINAL BLOQUEIO	4,85
-----	-----------	-----------------------	------




061	000636278	SUPORTE FUSÍVEL	7,35
-----	-----------	-----------------	------



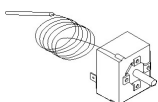
062	000627405	INTERRUPTOR GERAL	4,25
-----	-----------	-------------------	------



063	000627443	CAVO MODULO INTERNO A CENTRAL ELECTRÓNICA	7,80
-----	-----------	---	------

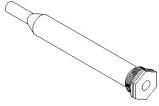
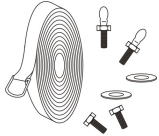



064	000934510	LIMITADOR TEMPERATURA DE SEGURANÇA STB	29,05
-----	-----------	--	-------



# lista de preços

# BAXI

Nr	código	Descrição	Preço €
999	147034126	GO-BAINHA 120MM 4 BOLBOS	13,90
			
999	190023002	CPA500-SACO PARAFUSOS	67,70
			
999	190024007	CPA700/800-UTIL. LIMPEZA	79,75
			
999	190027005	CPA-INTERRUPTOR PORTA	29,65
999	190024113	CONTRAPORCA DOBRADIÇA M20 CPA 250-1100	6,15
999	190024116	CONTRAPORCA SELETOR M20 CPA 250-1100	9,80
999	190024096	JUNTA FLANGE Ø245 CPA 800-900-1100	15,40
